

HAKII SURVIN 快速操作指南  
制作工艺：风琴折，四色印刷，80g双铜纸过哑油  
成品尺寸：100x60mm，展开尺寸：100x480mm

正面

虚线折叠线

# HAKII SURVIN

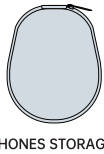
IP68 SWIMMING WATERPROOF  
BONE CONDUCTION SPORTS EARPHONES

QUICK START GUIDE

## 01 WHAT'S IN THE BOX



HAKII SURVIN EARPHONES



EARPHONES STORAGE BOX



4PIN  
MAGNETIC CHARGING CABLE

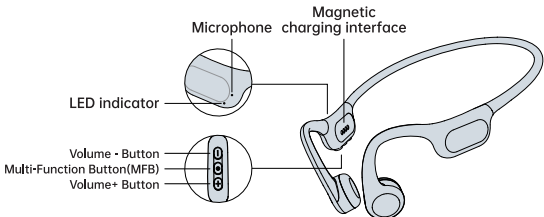


EARPLUG

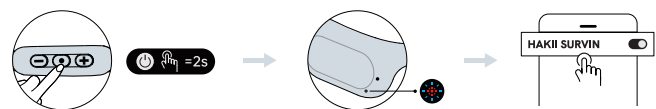


QUICK START GUIDE

## 02 OVERVIEW



## 03 START UP AND CONNECTION



01. Power on: Long press the On/Off button for 2s, the product starts up and enters the pairing state, accompanied by the indicator flashing red and blue alternately.  
02. Pairing: Search for name: HAKII SURVIN from the list of your phone and click Connect.  
03. Connection successful: the indicator flashing blue

## 04 MP3/ WIRELESS MODE SWITCH



01. In wireless mode, double-click the "On/Off button" and switch to MP3 local storage mode when you hear "LOCAL PLAYBACK"  
02. In MP3 mode, double-click the "On/Off button" and switch to wireless mode when you hear "wireless mode".

## 05 OTHER FUNCTIONAL OPERATIONS



Play/Pause:Click the MFB once



Decrease volume:Click the volume-button



Previous song:Press and hold the volume - button for 2 seconds



Increase volume:Click the volume + button



Next song:Press and hold the volume + button for 2 seconds



Answer call:Click the MFB once



Voice assistant(Siri):Only for connection with smartphone).Press the MFB 3 times quickly.



End call:Click the MFB Once

## 06 TRANSFERRING CONTENT

01. Turn On HAKII SURVIN, connect it to your computer.  
02. A driver disk named "HAKII SURVIN" will appear on your computer, open the "HAKII SURVIN" disk on your computer.  
03. Drag-and-drop audio files or folders into the "HAKII SURVIN"hard drive.  
04. You may disconnect the USB Charging Cradle once file transfer is complete. The LED indicator will flash blue while HAKII SURVIN organizes the files. The HAKII SURVIN buttons are not functional temporarily.  
\* HAKII SURVIN supports MP3,WAV,AAC,WMA formats.



## 07 LOCAL MUSIC FUNCTION

01. The default startup mode is Bluetooth mode. Double-click the on/off button to switch to the local MP3 mode. Repeat this operation to exit the local playback mode and enter the Bluetooth pairing mode



## 08 SPECIFICATION

Model: HAKII SURVIN  
Charging port: 4PIN  
Dynamic driver: 13mm  
Frequency response: 160Hz-16kHz  
Battery type: lithium-ion polymer  
Battery capacity: 140mAh  
Waterproof: IP68

Input parameter: 5V ~ 200mA  
Wireless Version: 5.3  
Connection distance: > 10m(Barrier-free open environment)  
Charging time: 2 hours  
Codes: SBC, AAC

## 09 IMPORTANT SAFETY INSTRUCTIONS



Contains small parts which may be a choking hazard. Not suitable for children under age 3.



This product contains magnetic material. Consult your physician on whether this might affect your implantable medical device.

- Do NOT make unauthorized alterations to this product.
- Use this product only with an agency approved power supply which meets local regulatory requirements (e.g., UL, CSA, VDE, CCC).
- Do not expose products containing batteries to excessive heat (e.g. from storage in direct sunlight, fire or the like).
- Wipe off sweat from the earbuds and the charging case before charging.
- IP68 is not a permanent condition, and resistance might decrease as a result of normal wear.

**NOTE:** This equipment has been tested and found to comply with the limits for a Class B digital device, pursuant to Part 15 of the FCC Rules. These limits are designed to provide reasonable protection against harmful interference in a residential installation. This equipment generates, uses and can radiate radio frequency energy and, if not installed and used in accordance with the instructions, may cause harmful interference to radio communications. However, there is no guarantee that interference will not occur in a particular installation. If this equipment does cause harmful interference to radio or television reception, which can be determined by turning the equipment off and on, the user is encouraged to try to correct the interference by one or more of the following measures:

- Reorient or relocate the receiving antenna.
- Increase the separation between the equipment and receiver.
- Connect the equipment into an outlet on a circuit different from that to which the receiver is connected.
- Consult the dealer or an experienced radio/TV technician for help. Changes or modifications not expressly approved by HAKII could void the user's authority to operate this equipment.

This device complies with part 15 of the FCC Rules and with Industry Canada license-exempt RSS standard(s). Operation is subject to the following two conditions: (1) This device may not cause harmful interference, and (2) this device must accept any interference received, including interference that may cause undesired operation.

CE HAKII hereby declares that this product is in compliance with the essential requirements and other relevant provisions of Directive 2014/53/EU and all other applicable EU directive requirements.

**For Europe:**  
Frequency band of operation 2400 to 2483.5 MHz:  
Bluetooth: Maximum transmit power less than 20 dBm ERP.  
Bluetooth Low Energy: Maximum power spectral density less than 10 dBm/MHz ERP.  
DON'T attempt to remove the rechargeable lithium-ion battery from this product. Contact your local HAKII retailer or other qualified professional for removal.  
Please dispose of used batteries properly, following local regulations. Do not incinerate.

This symbol means the product must not be discarded as household waste, and should be delivered to an appropriate collection facility for recycling. Proper disposal and recycling helps protect natural resources, human health and the environment. For more information on disposal and recycling of this product, contact your local municipality, disposal service, or the shop where you bought this product.



背面

# HAKII SURVIN

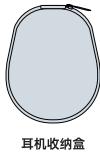
IP68游泳级防水骨传导耳机

快速操作指南

## 01 包装说明



HAKII SURVIN 耳机主机



耳机收纳盒



4PIN磁充电线

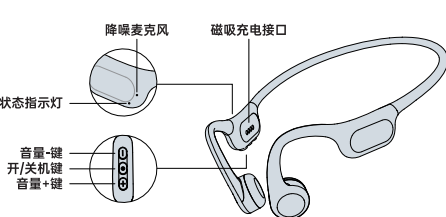


耳塞

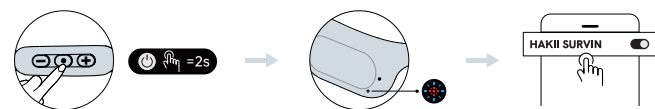


快速操作指南

## 02 产品概述



## 03 开机配对



01. 开机：长按开/关机键2s,产品开机并进入配对状态，伴有指示灯红蓝色交替闪烁。  
02. 配对：从手机蓝牙列表中找到HAKII SURVIN,点击连接。  
03. 配对成功：蓝灯指示灯闪烁。

## 04 MP3/蓝牙模式切换



01. 蓝牙模式下，双击“开/关机键”，听到“本地播放”即切换到MP3本地存储模式。  
02. MP3模式下，双击“开/关机键”，听到“蓝牙模式”即切换到蓝牙播放模式。

## 05 其他功能操作



播放/暂停：单击开/关机键



减小音量：单击音量-键



上一首：长按音量-键2s



增大音量：单击音量+键



下一首：长按音量+键2s



电话接听：来电状态下，单击开/关机键



语音助手唤醒：蓝牙模式下按三下开/关机键



电话挂断：通话状态下，单击开/关机键

## 06 传输文件

01. 开机后将HAKII SURVIN连接至您的计算机。  
02. 计算机上会出现名为“HAKII SURVIN”的驱动磁盘，在您的计算机上打开“HAKII SURVIN”磁盘。  
03. 将音频文件（音频、有声书籍或文件）导入至“HAKII SURVIN”磁盘内。  
04. 完成文件传输后，从计算机中移除“HAKII SURVIN”磁盘。当HAKII SURVIN进行音乐文件的存储编码时，LED指示灯蓝灯闪烁，此时无法对HAKII SURVIN进行任何操作。

\* HAKII SURVIN supports MP3,WAV,AAC,WMA formats.



## 07 本地MP3播放

01. 开机默认模式是蓝牙模式，双击开/关机键可以切换到本地MP3模式，重复此操作可退出本地播放模式进入蓝牙配对模式



## 08 配置参数

产品型号: HAKII SURVIN  
充电接口: 4PIN  
发声单元: 13mm骨传导振子  
频率响应: 160 Hz - 16 kHz  
电池类型: 锂离子电池  
电池容量 (典型值): 140mAh  
防水等级: IP68

输入参数: 5V ~ 200mA  
无线连接: 5.3版本  
工作距离: >10m (无障碍空旷环境)  
充电时间: 约2小时  
音频编码: SBC/AAC  
规格参数均为HAKII实验测试数据。

## 09 警告



包含小部件，可能会导致窒息。不适合 3 岁以下的儿童使用。



本产品含有磁性材料。关于是否会影响可植入医疗设备的情况，请咨询医生。

- 未经授权切勿改装本产品。
- 仅在经过相关部门批准且符合本地监管要求的电源（如 UL、CSA、VDE、CCC）条件下使用本产品。
- 请勿使用有电池的产品过热（例如请避免阳光直射并远离火源等）。
- 充电前请确保耳机和充电量上的汗水。
- IP68 不是永久条件，并且防护等级可能因正常磨损而降低。

01. 请务必遵循本说明书的使用说明。  
02. 请在常温环境中使用和存放本产品。  
03. 请勿在炎热潮湿处使用本产品，如散热器、热风调节器、炉灶或其他产生热量的仪器。  
04. 请勿堵塞耳机的开口处，即充电口，指示灯和麦克风等。  
05. 请避免过大音量或者长时间使用耳机，以免造成头晕或对听力造成伤害。  
06. 无论设备因何原因损坏，都必须及时联系品牌售后人员联系，擅自拆改将使保修失效并存在安全风险。

产品有毒有害物质元素表						
本表格依据SJ/T11364-2014的规定编制						
部件名称	有害物质					
	铅(Pb)	汞(Hg)	镉(Cd)	六价铬(Cr <sup>6+</sup> )	多溴联苯(PBB)	多溴二苯醚(PBDE)
外壳	0	0	0	0	0	0
线材	0	0	0	0	0	0
喇叭	0	0	0	0	0	0
主板	0	0	0	0	0	0
PCB	0	0	0	0	0	0
电池	0	0	0	0	0	0
MIC	0	0	0	0	0	0
其他	0	0	0	0	0	0

0: 表示该有害物质在该部件所有均质材料中的含量均在GB/T26572规定的限量要求以下。  
X: 表示该有害物质至少在该部件的某一均质材料中的含量超过GB/T26572规定的限量要求。

