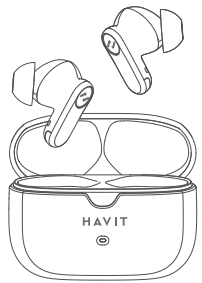
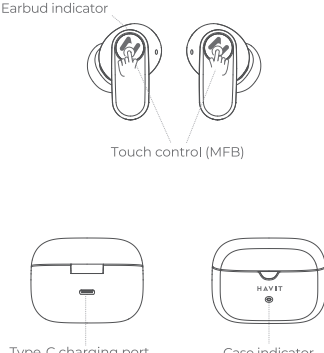
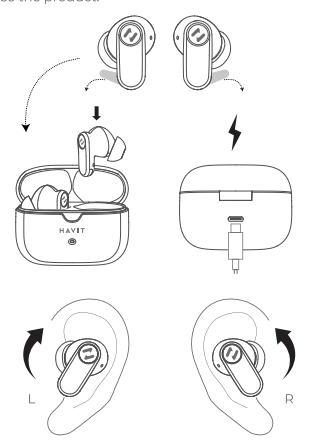
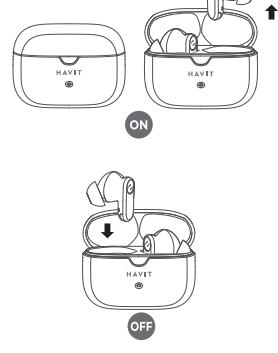


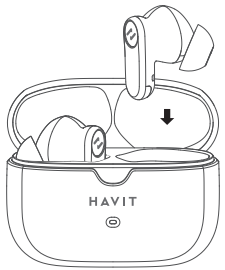
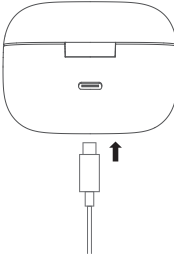
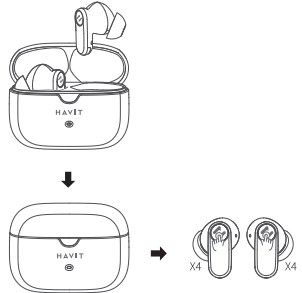
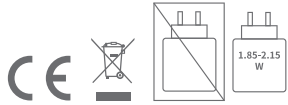


<h1>HAVIT</h1>  <p>TW992 TRUE WIRELESS STEREO EARBUDS</p> <h2>USER MANUAL</h2>	<h3>Package Content</h3> <ul style="list-style-type: none"> <li>Earbuds *1</li> <li>Charging Case *1</li> <li>Eartips *2 (L, S)</li> <li>Type-C Charging Cable *1</li> <li>User Manual *1</li> <li>Warranty Card *1</li> </ul>	<h3>Product Overview</h3> 	<h3>Wearing</h3> <p>*Please remove protective film of earbuds and keep the case is full charged when you first time use the product.</p> 	<h3>Power on / off</h3>  <h3>Manual operation</h3> <p>Power on: Touch and hold the MFB for 3S. Power off: Touch and hold the MFB for 5S.</p>	<h3>Pairing</h3> <ul style="list-style-type: none"> <li>Turn on Bluetooth of your device.</li> <li>Take out the earbuds from the case and the earbuds are in pairing mode while the indicator flashes.</li> <li>Select HAVIT TW992 on the list.</li> <li>HAVIT TW992 now is paired with your device.</li> </ul> <p>Note</p> <p>The earbuds will be automatically connected to the last paired device as soon as you take out the earbuds from the charging case.</p> 																					
<h3>Touch Control</h3>  <table border="1"> <tbody> <tr> <td></td> <td><b>Play/Pause</b> Tap either earbud twice</td> <td></td> </tr> <tr> <td></td> <td><b>Previous song</b> Touch and hold for 1S <small>*mono using is not available</small></td> <td></td> </tr> <tr> <td></td> <td><b>Next song</b> Touch and hold for 1S</td> <td></td> </tr> <tr> <td></td> <td><b>Answer/End the call</b> Tap either earbud twice</td> <td></td> </tr> <tr> <td></td> <td><b>Reject the call</b> Touch and hold for 1S</td> <td></td> </tr> <tr> <td></td> <td><b>Voice assistant</b> Tap earbud thrice</td> <td></td> </tr> <tr> <td></td> <td><b>Switch Ambient/ ANC mode by turn</b> Tap earbud thrice <small>mono using is not available</small></td> <td></td> </tr> </tbody> </table>		<b>Play/Pause</b> Tap either earbud twice			<b>Previous song</b> Touch and hold for 1S <small>*mono using is not available</small>			<b>Next song</b> Touch and hold for 1S			<b>Answer/End the call</b> Tap either earbud twice			<b>Reject the call</b> Touch and hold for 1S			<b>Voice assistant</b> Tap earbud thrice			<b>Switch Ambient/ ANC mode by turn</b> Tap earbud thrice <small>mono using is not available</small>		<h3>Earbuds Charging</h3> <p>Put the earbuds into case. The earbuds are charging.</p> 	<h3>Case Charging</h3> <ol style="list-style-type: none"> <li>As product is built-in non-removable and rechargeable battery, PLS use the provided charging cable to charge.</li> <li>Fully charge the product before the first use.</li> </ol>  <p> Charging: case indicator turns orange.  Full charged: case indicator turns white.</p>	<h3>Reset</h3> <ul style="list-style-type: none"> <li>Put the earbuds into case and close the case.</li> <li>Open the case again, take out the earbuds from the case, press the left and right MFB 4 times until indicator flashes 3 times. Reset is done.</li> <li>Turn on Bluetooth of your device and connect HAVIT TW992 again.</li> </ul> <p>*Note: Not applicable when the earbuds are already connected to another device.</p> 	<h3>Safety Tips</h3> <ol style="list-style-type: none"> <li>Don't expose the earbuds to liquids, moisture or humidity as they have electronics and battery inside.</li> <li>Don't disassemble your earbuds. There are no user-serviceable parts inside it.</li> <li>Don't drop the earbuds and keep them away from sharp objects such as keys in your pockets.</li> <li>Clean earbuds tips, metal contact surface of earbuds and case with alcohol cloth regularly to ensure there is no dust accumulation and keep good quality sound experience.</li> <li>Charge your earbuds below 5V/1A charger.</li> <li>Don't expose the earbuds to extremely high or low temperature as this may damage the battery even deform the plastic parts.</li> <li>Listen to the music at high volume is harmful to your ears.</li> <li>Don't throw the earbuds in a fire to dispose it otherwise inside battery may explode.</li> </ol>	<h3>Batteries</h3> <p>A warning that batteries (battery pack or batteries installed) shall not be exposed to excessive heat such as sunshine, fire or the light.</p> <ol style="list-style-type: none"> <li>Replacement of a battery with an incorrect type that can defeat a safeguard.</li> <li>Disposal of a battery into fire or a hot oven, or mechanically crushing or cutting of a battery, that can result in an explosion.</li> <li>Leaving a battery in an extremely high temperature surrounding environment that can result in an explosion or the leakage of flammable liquid or gas.</li> <li>A battery subjected to extremely low air pressure that may result in an explosion or the leakage of flammable liquid or gas.</li> </ol> 
	<b>Play/Pause</b> Tap either earbud twice																									
	<b>Previous song</b> Touch and hold for 1S <small>*mono using is not available</small>																									
	<b>Next song</b> Touch and hold for 1S																									
	<b>Answer/End the call</b> Tap either earbud twice																									
	<b>Reject the call</b> Touch and hold for 1S																									
	<b>Voice assistant</b> Tap earbud thrice																									
	<b>Switch Ambient/ ANC mode by turn</b> Tap earbud thrice <small>mono using is not available</small>																									

材质: 材质:128g 双铜纸, 双面印刷, 风琴折印  
印刷色号(Printing color number): C:0 M:0 Y:0 K:70  
尺寸(Size): 55 X 77 mm