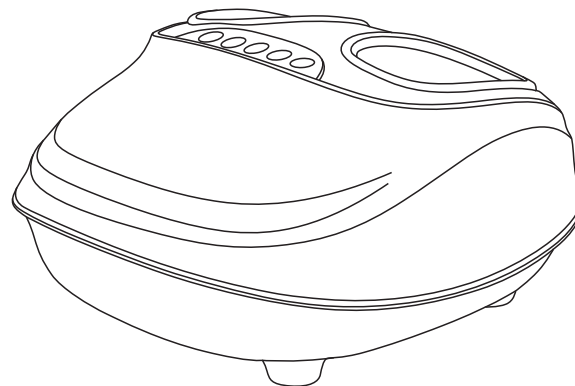


POONGSAN
For a better life

FOOT MFP-001-GR/BL
Massager
I N T E L L I G E N T
CARING YOUR FOOT

SAVE THESE INSTRUCTIONS



※Products refer to the actual product, without prior notice.

Operation Instructions

Thanks for purchasing this product. Please read this manual instruction carefully in order to know how to use this product correctly before operation. Please pay more attention to some important safety warning and keep this manual book properly for future use.

Note: Our Company reserves the right to revise the design and description of this product without any further notice. Please refer to the actual color of this product.

CONTENTS

Safety and maintenance	02
Name and function of components	04
Function	05
Method of usage	06
Product specification	10

Important Safety Warning



1. SafetyWarning

- Please use this product according to this Manual
- Please ensure that the mains power is suitable for this product. do not use this product if its casing or mains cable is damaged
- Do not allow any foreign matter to enter the clearance between the massagehead and the casing
- Do not allow the product to come into contact with water so as to avoid anypossible accidents that may result from a short circuit
- Please disconnect the product from the mains supply after use or before cleaningto avoid damage to the equipment or personal injury
- Do not plug or unplug this product when your hands are wet
- Do not pull the cable when plugging orunplugging, and not available strong force
- Do not damage the cable or change the circuit of the product
- Please cease using this product in case of a power cut in order to avoid anybody injury upon sudden power resumption
- Do not use any spare parts and attachments other than those recommended
- Do not use the appliance in outdoor
- Do not use this product with too much force so as to avoid injury
- Do not use this product within an hour after a meal
- Please stop using this product and consult your local supplier if you noticeanything abnormal with the product during use
- Please stop using this product and consult your doctor for adviceif you noticeanything abnormal with the product during use.
- This appliance is not intended for use by persons (including children) with reduced physical, sensory or mental capabilities, or lack of experience and knowledge, unless they have been given supervision or instruction concerning use of

Important Safety Warning



the appliance by a person responsible for their safety.Children should be supervised to ensure that they do not play with the appliance.

- If the Power Adapter is damaged, it must be replaced by the manufacturer, the maintain department or Similar professional person in order to avoid danger.

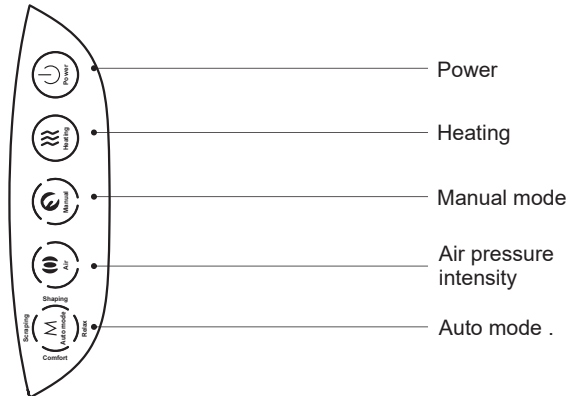
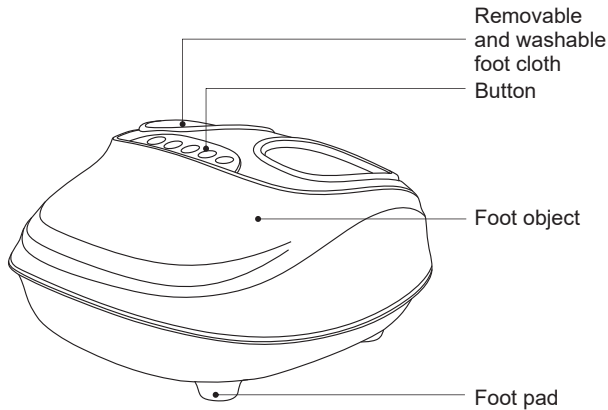
2.Working Environment

- Do not use this product in a highly humid environment such as a bathroom
- Do not use this product immediately after there has been a sharp change in theenvironmental temperature
- Do not use this product in an environment where there are lots of dust orcorrosive gases

3. People That Should Not Use This Product

- Women that are pregnant or menstruating
- People with contagious skin conditions
- Patients with osteoporosis
- Patients with heart diseases and with electronic medical instruments like a heartpacemaker
- People in a high fever
- Those who are injured or suffering from anybody surface disease
- Children under 14-year old or people mentally unbalanced without being Supervisedare not allowed to use this machine
- Those who need to rest according to a doctor's advice or those who do not feelwell
- Those who are wet
- Those are under the influence of alcohol or feeling unwell
- Please according to your doctor's advice if you have had an operation recently
- The appliance has a heated surface. Persons insensitive to heat must be careful when using the appliance.

Name and function of components



Function

- New style design, touch key, fashionable.
- With airbag. Scraping, kneading, roller in one foot massager
- Air pressure massage: airbag surround the foot , air pressures massage foot, strength from lower to higher.
- Foot air pressure, heating, with foot roller to scraping the foot.
- Which make release to the tired foot muscle.
- Foot roller massage: foot roller in the sole of foot , Fixed-point kneading your foot, full foot part roller massage, to Stimulate the foot acupuncture point, improve the foot
- Part of the overall snow fluid circulation, enhance the vitality.
- Heating: Can effectively relieve foot soreness or foot muscle fatigue
- Three intensity adjustable, four mode for optional , Three program techniques form a variety of massages.
- Full range of massage: massage range from the toe to the ankle, from the instep to the soles.
- Safety: in the process of use, if the power is suddenly cut of, it will automatically bleed air
- Rated time is 15 minutes, will automatically stop when finished .
- Foot cloth with zip , easy to remove for washing and cleanin

Method of usage

1. Start massage

- Power plug in the foot massager , open the power button , the foot massager enter to standby situation.
- Rated massage time is 15 minutes, it will be automatically stop all function, the power button light flashing , enter to standby situation.
- Turn off the power button , unplug the power cable .



Schematic diagram of power connection method

Button	Description
	Press for two seconds to turn on/off ·The light on as operation ·The light flashes as standby
	Short press the "on/off" key to, The heat default off ·Light on: heating ·Light off: no heating
	Press to switch massage method ·The upper light on: foot scraping massage ·The right light on: air pressure massage ·The left light on: roller massage
	Press to adjust the pressure intensity, air pressure default middle level ·Light off: with no pressure ·One light on: low ·Two light on: middle ·Three light on: strong

Method of usage

Button	Description
	Press to switch automatic modes ·The upper light on: foot scraping mode, massage feet with four sets of special massage rollers combined with air pressure. ·The right light on: shaping mode, relief stress massage on insteps and ankles. ·The below light on: relaxing mode, fully relaxing massage on insteps and ankles. ·The left light on: comfort mode, massage feet comfortably via air pressure and massage rollers.

Remark

1. Turn off the power, and unplug the power cable when you not use the product frequency
2. It is not allowed to stand on product during massage or when massage finished .

2. Troubleshooting

- This chapter summarizes the most common problems encountered when using this product if you are unable to use it. The following information addresses the problem with an authorized repair center or customer in your area Customer service center consultation.
- If you encounter problems not mentioned in the list, you should try the following steps first:
 1. turn off the power of the product and remove the power plug from the socket.
 2. Leave the product closed for 60 minutes
 3. Re-plug the plug into the power socket and turn on the product

Method of usage

Problem	Probably reason	Solution
Product no work	Power cable plug is not good plug in	Check the voltage is correct, good plug the cable.
	Just finished 15 minutes working, the product automatically stop and in standby situation.	If want to massage gain, press power button
	Keep using product 30 minutes, the product start,overheat protection device to cut off power to protect the product.	Must unplug to the power 60 minutes , then re-plug and use the product again.
	Overload of weight (user stand on the product.	Please sit down when use the product.
Product to be overheat	Heating is on	Close heating function
	Product keep working 30 minutes	Unplug to power , and leave it alone to be cool. Please unplug the product once finished using.

Method of usage

3.Product maintenance

- Clean
Don't use abrasive cleaner or corrosive liquids (such as gasoline or Acetone) to clean the product.
1.Unplug to power
2.Use dry cloth to clean
3.Do not use detergent
- Storage
1.unplug to power
2.Store in a cool, dry place away from sunlight.
3.Do not place heavy objects on the top of the product.
- Replace
If the casing is damaged, discontinue use of this product and ask from an authorized service center or customer service center in your area.
- Warranty and Service
If you need more information about the product or have any questions, please contact the local distributor.

Product specification

Model: MFP-001-GR/BL

Name: Foot Massager

Rated voltage: 220-240V~ 50Hz/60Hz

Rated power input: 35W

Rated time: 15min

Noise: ≤ 55dB

Safety structure: ☐