



2.4GHz Dual-channel Wireless Microphone System

2.4GHz无线双通道麦克风系统

BY-WM3T2-U1

BY-WM3T2-D1

BY-WM3T2-U2

BY-WM3T2-D2

User Manual
用户手册



Introduction

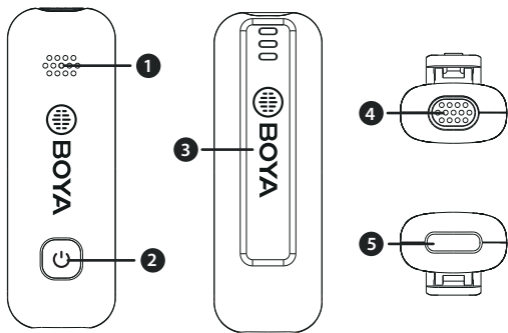
The BOYA BY-WM3T2 is an ultracompact and portable 2.4GHz wireless microphone system for up to 2 people, compatible with mobile devices. It features automatic pairing and selectable noise cancellation. The BY-WM3T2 is ideal for live streaming, vlogging, and other audio capturing applications.

Cautions

1. Don't place this unit close to heat sources such as heater, oven, or other devices that produce heat.
2. When using and storing, please pay attention to dust and moisture.
3. For optimal sound pickup, please do not cover the microphone head with your hand.

Product Structure

BY-WM3T2-TX



1. Status indicator

| Status | Indicator |
|------------------------|--|
| Unpaired | Blinks blue and red alternately |
| Successfully paired | Solid blue light |
| Mute ON | Blinks blue quickly (per second) |
| Low battery | Blinks red every 5 seconds |
| Noise Cancellation ON | Blinks blue slowly (every 2.5 seconds) |
| Noise Cancellation OFF | Solid blue light |
| Charging | Solid red light |
| Fully charged | Light off |

Note: If charging the unit when it is ON, the indicator will display the current working status instead of charging status.

2. Power/Mute button

Long press the button for 2 seconds to turn on/off the unit.

Short press the button to mute/unmute the microphone.

Double click the button to turn on/off noise cancellation

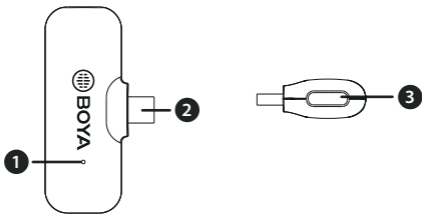
3. Belt clip

4. Built-in mic

5. USB-C charging port

Use the supplied USB-C charging cable to charge the unit.

BY-WM3T2-RXU



1. Status indicator

| Status | Indicator |
|---------------------|---------------------|
| Unpaired | Flashing blue light |
| Successfully paired | Solid blue light |

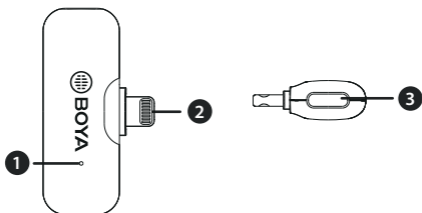
2. USB-C connector

It can be connected to an Android phone, tablet or other USB-C devices.

3. USB-C charging port

When the BY-WM3T2-RXU is plugged into an external device, the external device can be charged via this charging port.

Note: Most USB-C devices can be charged through this port, which also supports QC2.0, PD2.0 fast charging protocols.



1. Status indicator

| Status | Indicator |
|---------------------|---------------------|
| Unpaired | Flashing blue light |
| Successfully paired | Solid blue light |

2. Lightning connector

It can be connected to an iOS lightning device.

3. USB-C charging port

When the BY-WM3T2-RXD is plugged into an external device, the external device can be charged via this charging port.

Note: iPad and iPhone can be charged through this port, which also supports up to 3A fast charging.

How to Use

1. Press and hold the power button for 2 seconds to turn on the transmitter.
2. Plug the BY-WM3T2-RXD into an iOS device or the BY-WM3T2-RXU into a USB-C device.
3. Transmitter and receiver will be successfully paired within 10 seconds.
4. You are ready to record.

Note: Due to 2.4GHz wireless frequency, signal can be easily attenuated. Please try to avoid obstacles, such as walls and buildings, and avoid close proximity to devices with 2.4GHz signal, such as high-power wifi antennas, radios, etc.

Features

- 2.4GHz dual-channel wireless microphone system
- Ultracompact and portable
- Comaptible with mobile devices
- Omnidirection built-in mic for 360° sound pickup
- Selectable noise cancellation
- Automatic pairing & plug and play
- Support charging via receiver's Type-C port for your device when in use
- Transmitter's built-in rechargeable battery provides up to 10-hour runtime

Specifications

| | |
|--------------------|------------------------|
| Transmission Type | 2.4GHz |
| Polar Pattern | Omnidirectional |
| Frequency Response | 20Hz-16kHz |
| SNR | 77 dB |
| Sensitivity | -42 dB |
| Sampling Rate | 48kHz |
| Bit Depth | 16bit |
| Transmission Range | 50m (without obstacle) |
| RF Output Power | 6dbm |
| TX's Battery Life | 10 hours |
| Battery Capacity | 95mAh |
| Charging Port | USB-C |
| Dimensions | TX: 52×17.5×15.6 mm |
| | RXU/RXD: 46×26.2×9 mm |
| Weight | TX: 8.5g (0.30 oz) |
| | RXU/RXD: 5g (0.18 oz) |

Packing List

BY-WM3T2-U1

- BY-WM3T2-TX transmitter x1
- BY-WM3T2-RXU receiver x1
- USB-C charging cable x1
- Foam windscreen x1

BY-WM3T2-D1

- BY-WM3T2-TX transmitter x1
- BY-WM3T2-RXD receiver x1
- USB-C charging cable x1
- Foam windscreen x1

BY-WM3T2-U2

- BY-WM3T2-TX transmitter x2
- BY-WM3T2-RXU receiver x1
- USB-C charging cable x2
- Foam windscreen x2

BY-WM3T2-D2

- BY-WM3T2-TX transmitter x2
- BY-WM3T2-RXD receiver x1
- USB-C charging cable x2
- Foam windscreen x2

概述

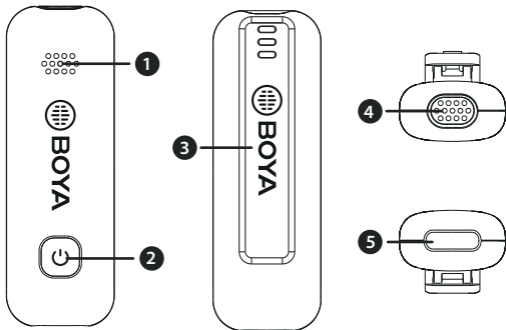
博雅BY-WM3T2是一款迷你便携的2.4GHz双通道无线麦克风系统，兼容手机等移动设备。产品具有自动配对和可选择的降噪功能。BY-WM3T2适用于直播、Vlog拍摄等应用场景。

注意事项

1. 请勿将本机靠近热源，如加热器、烤箱或其他产生热量的设备。
2. 在使用和储存时，请注意防尘和防潮。
3. 为获得最佳拾音效果，请勿将手放在麦克风头上。

产品结构

BY-WM3T2-TX



1. 状态指示灯

| 状态 | 指示灯 |
|-------|----------------|
| 未联机 | 红蓝灯交替闪烁 |
| 联机成功 | 蓝灯常亮 |
| 静音状态 | 蓝灯快闪（每1秒闪一次） |
| 低电量 | 红灯闪烁（每5秒闪一次） |
| 降噪开启时 | 蓝灯慢闪（每2.5秒闪一次） |
| 降噪关闭时 | 蓝灯常亮 |
| 充电中 | 红灯常亮 |
| 充满电 | 红灯熄灭 |

注意：若在开机状态下进行充电，指示灯将优先显示当前工作状态（而非充电状态）。

2. 电源/静音键

开/关机：长按此键2秒

开启/关闭静音：短按此键

开启/关闭降噪功能：双击此键

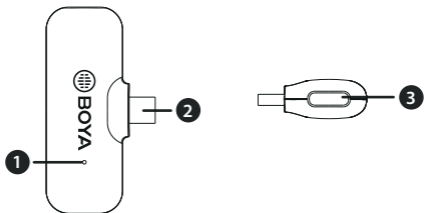
3. 背夹

4. 内置麦克风

5. USB-C充电孔

使用随附的USB-C充电线进行充电。

BY-WM3T2-RXU



1. 状态指示灯

| 状态 | 指示灯 |
|------|------|
| 未联机 | 蓝灯闪烁 |
| 联机成功 | 蓝灯常亮 |

2. USB-C接头

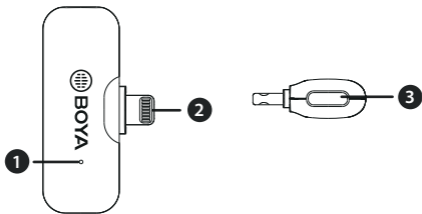
可连接至安卓手机、平板或其他USB-C设备。

3. USB-C充电孔

当BY-WM3T2-RXU接收器插入外部设备时，可通过此充电端口为外部设备充电。

注：此充电口支持给大部分USB-C设备充电，且支持QC2.0、PD2.0快充协议。

BY-WM3T2-RXD



1. 状态指示灯

| 状态 | 指示灯 |
|------|------|
| 未联机 | 蓝灯闪烁 |
| 联机成功 | 蓝灯常亮 |

2. Lightning接头

可接入带Lightning接口的iOS设备。

3. USB-C充电孔

当BY-WM3T2-RXD接收器插入外部设备时，可通过此充电端口为外部设备充电。

注：此充电口支持给iPad、iPhone充电，且支持最大3A快充。

使用方法

1. 长按电源键2秒将发射器开机。
2. 将BY-WM3T2-RXD插入iOS设备或将BY-WM3T2-RXU插入USB-C设备。
3. 发射器和接收器将在 10 秒内完成配对。
4. 开始录音。

注意: 由于在 2.4GHz 频谱下, 信号很容易受干扰, 请尽量避免墙壁和建筑物等障碍物, 避免接近 2.4GHz 频率的设备, 如大功率 WiFi 天线、收音机等。

特点

- 2.4GHz双通道无线麦克风系统
- 小巧便携
- 兼容手机等移动设备
- 内置全向型麦克风, 实现360°灵活拾音
- 可选择的降噪功能
- 自动配对、即插即用
- 接收器带有TYPE-C充电口,可支持在使用过程中接入电源给手机及其他设备充电
- 发射器内置可充电电池, 续航时间长达10小时

参数

| | |
|--------|-----------------------|
| 信号传输 | 2.4GHz |
| 指向性 | 全向 |
| 频率响应 | 20Hz-16kHz |
| 信噪比 | 77 dB |
| 灵敏度 | -42 dB |
| 采样率 | 48kHz |
| 位深 | 16bit |
| 传输距离 | 无障碍50米 |
| RF输出功率 | 6dbm |
| TX续航 | 10小时 |
| 电池容量 | 95mAh |
| 充电接口 | USB-C |
| 尺寸 | TX: 52×17.5×15.6 mm |
| | RXU/RXD: 46×26.2×9 mm |
| 重量 | TX: 8.5g |
| | RXU/RXD: 5g |

包装清单

BY-WM3T2-U1 x1

- BY-WM3T2-TX发射器 x1
- BY-WM3T2-RXU接收器 x1
- USB-C充电线 x1
- 防风海绵 x1

BY-WM3T2-D1

- BY-WM3T2-TX发射器 x1
- BY-WM3T2-RXD接收器 x1
- USB-C充电线 x1
- 防风海绵 x1

BY-WM3T2-U2

- BY-WM3T2-TX发射器 x2
- BY-WM3T2-RXU接收器 x1
- USB-C充电线 x2
- 防风海绵 x2

BY-WM3T2-D2

- BY-WM3T2-TX发射器 x2
- BY-WM3T2-RXD接收器 x1
- USB-C充电线 x2
- 防风海绵 x2

www.boya-mic.com

SHENZHEN JIAYZ PHOTO INDUSTRIAL., LTD.

The BOYA logo is a trademark which is registered and owned by Shenzhen Jiayz Photo Industrial., Ltd.

深圳市长丰影像器材有限公司

地址:广东省深圳市龙华区观澜街道大富社区硅谷动力智能终端产业园A16栋

TEL: 400 6131096

Email: sales@boya-mic.com

www.boya-mic.com / www.jiayz.com